

# Introduction to Bioinformatics (2003)

## Scenario 3: Alignment of pairs of sequences

### Outline:

- I. Relationship between Scenario and sequence alignment
- II. Different ways of aligning sequences
- III. The Smith-Waterman algorithm for local alignments
- IV. Word-based algorithms (FastA and Blast)

### I. Relationship between Scenario and sequence alignment

Take a look at the Scenario and DO it if you haven't already. In this scenario, you ask BlastN whether a DNA sequence might be present in the *E. coli* genome. Imagine the enormity of your request. Your asking a computer program to go through about four and half million 20-bp sequences and determine whether your sequence is not merely identical to one of them but close enough. If it were merely looking for identity, then you could imagine a simple program that would do the job (in fact, you've already come across such a program, one that looked for NtcA-binding sites). But "close enough" – what's that?

How does BlastN decide that two sequences match? The program declares a match if it can *align* the two sequences according to certain criteria. Of the two pairs of sequences below, it seems pretty obvious that the first pair match well (identity fraction of 16/17) and the second pair match not much better than what you'd expect from two random sequences (identity fraction of 6/21).

a. AATATTGACGCTTTACT  
| | | | | | | | | | | | | | | |  
AATATTCACGCTTTACT

b. TTTACTACATCAGTCCATCGG  
| | | | | | | | | | | | | | | |  
GTACTTCCGATGGACTGATGT

But the latter pair actually isn't a bad match. If you invert the second sequence and shift it a bit you get:

b. TTTACTACATCAGTCCATCGG  
| | | | | | | | | | | | | | | |  
ACATCAGTCCATCGGAAGTAC

Not a bad match either! Clearly we need some machine help, to contort the sequences in all possible ways and to do this for the several billion possible matches amongst known sequences. Here you are carping that BlastN didn't give you the answer you wanted... you should instead marvel that it gave you any answer at all!

### II. Different ways of aligning sequences

All BLAST (Basic Local Alignment of Sequences Tool) knows how to do is to align two sequences as best it can and score its best effort. How you interpret that information is up to you. There are many ways to consider the problem of sequence alignment:

#### A. Alignment of pairs of sequences vs multiple sequence alignment

Alignment of pairs of sequences (which is what Blast does) is a much easier problem than multiple sequence alignment. The former is useful in identifying sequences. The latter is useful

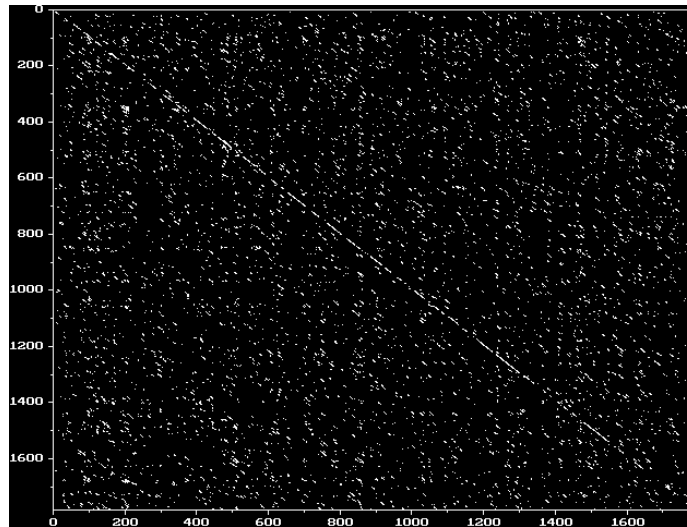
in finding conserved regions in a set of similar sequences, an example of which we'll encounter in Scenario 5. We'll consider here only pairwise alignment.

## B. Global alignment vs local alignment

Global alignment compares two sequences throughout their lengths. This is useful if you have reason to believe that the two sequences ought be similar from one end to the other. This is clearly not the case when you're comparing a short DNA sequence against an entire genome, and it is seldom the case with protein comparisons either. We'll consider here only local alignment, in which the ends of the two sequences being compared are not forced into the alignment.

## C. Dot matrix analysis vs the dynamic programming algorithm vs word methods

One of the earliest tools used in the computational analysis of protein and DNA sequences was *Dot matrix analysis*, a simple but powerful method for detecting even weak similarities. In the example shown in Figure 1, windows of 12 nucleotides in width are moved along the sequences of two *P* genes. Whenever the alignment of the two windows presents at least 8 matches, a dot is placed at the position of the matrix corresponding to the positions of the windows in the gene. Even though the similarity between the two genes is pretty weak in certain regions, a human has no trouble detecting the diagonal line amidst the noise, indicating an overall similarity between the two genes from beginning to end.



**Figure 1:** Dot matrix analysis of the *P* genes from phage P2 (horizontal axis; 1776 nucleotides left-to-right) and phage CTX (vertical axis; 1785 nucleotides top-to-bottom). Dots appear at positions where at least 8 out of 12 consecutive nucleotides of one gene match the other.

Using this dot matrices, one can see at a glance regions of similarity between two sequences. However, computers don't know how to glance, and so the method requires a human to scrutinize every comparison and connect the dots. Since this makes the method unusable for mass comparisons (e.g. a sequence against GenBank), we'll not consider it further here.

**Dynamic programming** is a mathematical technique designed to aid in decision making by considering the last decision and working backwards. That's all you're going to hear on the subject in this course.<sup>1</sup> The Smith-Waterman algorithm for local alignments, discussed below, is based on dynamic programming. The algorithm is guaranteed to give the best local alignment between two sequences.

**Word methods**, discussed below, are short cuts that allow the Smith-Waterman algorithm to run in a reasonable length of time. Blast and FastA use such methods. The downside is that the algorithm is no longer guaranteed to find the best match. But it almost always does anyway.

---

<sup>1</sup> You can find out more (and everything I know on the subject) by going to <http://plus.maths.org/issue3/dynamic/>

### III. The Smith-Waterman algorithm for local alignments

The Smith-Waterman algorithm examines every possible alignment of a sequence with respect to another, much like a dot matrix but with gaps allowed, scoring the alignments according to a set of penalties for mismatches and gaps and a reward for matches. The algorithm proceeds in two stages. First, two sequences are considered from left to right, producing a table of scores of possible alignments. Second, the two sequences are considered from right to left, starting with the match that ended with the highest score and retracing the steps that led to that match. The details are most easily understood by example.

Suppose you want to find the best alignment of query sequence within a subject sequence:

**Query:** AGATACCTACA

**Subject<sub>1</sub>:** TTAGATAAGCCTAGAG

We'll use the (rather atypical) scoring parameters of:

Match reward = +1

Gap opening penalty = -3

Mismatch penalty = -2

Gap extension penalty = -2

With these scoring parameters, the alignment:

```

      AAGATA--CCTACA
      |||||  |||| |
      TTAGATAAGCCTAGAG
  
```

would produce the score of:

$$(10 \text{ matches})(+1) + (1 \text{ mismatch})(-2) + (1 \text{ gap opening})(-3) + (1 \text{ gap extension})(-2) = +1$$

(note that the alignment begins with the first match shown, not at the beginning of the sequence). Negative scores are not allowed: any score below zero is set to zero.

The scoring table for this comparison would look as shown in Figure 2. Note that the first row and first column consist solely of one's and zero's because at the beginning of a comparison, the score is either one (the two characters match) or zero (they don't). The score for all other boxes is taken from the maximum of three choices:

- No gap:** Take the score in the box diagonal and to the upper left and either add a match reward or mismatch penalty, as appropriate (or zero if the sum is negative).
- Gap in query:** Take the score in the box to the left and add a gap opening penalty or a gap extension penalty, as appropriate (or zero if the sum is negative).

|   | A | A | G | A | T | A | C | C | T | A | C | A |
|---|---|---|---|---|---|---|---|---|---|---|---|---|
| T | 0 | 0 | 0 | 0 | 1 | 0 | 0 | 0 | 1 | 0 | 0 | 0 |
| T | 0 | 0 | 0 | 0 | 1 | 0 | 0 | 0 | 1 | 0 | 0 | 0 |
| A | 1 | 1 | 0 | 1 | 0 | 2 | 0 | 0 | 0 | 2 | 0 | 1 |
| G | 0 | 0 | 2 | 0 | 0 | 0 | 0 | 0 | 0 | 0 | 0 | 0 |
| A | 1 | 1 | 0 | 3 | 0 | 1 | 0 | 0 | 0 | 1 | 0 | 1 |
| T | 0 | 0 | 0 | 0 | 4 | 0 | 0 | 0 | 1 | 0 | 0 | 0 |
| A | 1 | 1 | 0 | 1 | 1 | 5 | 0 | 0 | 0 | 2 | 0 | 1 |
| A | 1 | 2 | 0 | 1 | 0 | 2 | 3 | 0 | 0 | 1 | 0 | 1 |
| G | 0 | 0 | 3 | 0 | 0 | 0 | 0 | 1 | 0 | 0 | 0 | 0 |
| C | 0 | 0 | 0 | 1 | 0 | 0 | 1 | 1 | 0 | 0 | 1 | 0 |
| C | 0 | 0 | 0 | 0 | 0 | 0 | 1 | 2 | 0 | 0 | 1 | 0 |
| T | 0 | 0 | 0 | 0 | 1 | 0 | 0 | 0 | 3 | 0 | 0 | 0 |
| A | 1 | 1 | 0 | 1 | 0 | 2 | 0 | 0 | 0 | 4 | 0 | 1 |
| G | 0 | 0 | 2 | 0 | 0 | 0 | 0 | 0 | 0 | 1 | 2 | 0 |
| A | 1 | 1 | 0 | 3 | 0 | 1 | 0 | 0 | 0 | 1 | 0 | 3 |
| G | 0 | 0 | 2 | 0 | 0 | 0 | 0 | 0 | 0 | 0 | 0 | 0 |

Figure 2: Scoring table for query vs subject<sub>1</sub>

- c. Gap in target: Take the score in the box above and add a gap opening penalty or a gap extension penalty, as appropriate (or zero if the sum is negative).

From two examples you might be able to see how the scores are figured out.

- (rule **a**) The score of two in the eighth row and second column arises because the match of **A** with **A** is preceded by another match with no gap. The red line highlights the connection.
- (rule **c**) The score of 2 in the eighth row and sixth column arises because of the insertion of a gap in the target (note that the match between **A** and **A** at that position is irrelevant: the **A** in the target is already used).

Once the scoring table is filled out, the first stage of the algorithm is complete.

**SQ1. Fill out the scoring table to the right, using the same scoring parameters in the preceding example. Put in both scores and connecting lines.**

**SQ2. Make just one change in the query sequence used in Figure 2 so that the first long diagonal match (AGATA) is connected to the second long diagonal match (CCTA).**

|   | G | C | A | A | T |
|---|---|---|---|---|---|
| G |   |   |   |   |   |
| C |   |   |   |   |   |
| A |   |   |   |   |   |
| A |   |   |   |   |   |
| G |   |   |   |   |   |
| T |   |   |   |   |   |

The second stage of the algorithm produces the best match. Start with the box that has the highest score (highlighted in green in Figure 1). From that box, follow the lines backwards until a zero is reached. From that path, read upwards to get the query sequence and leftwards to get the target sequence. Any time a horizontal line is encountered, insert a gap in the query sequence, and any time a vertical line is encountered, insert a gap in the target sequence.

The match found from the scoring table in Figure 2 would thus be:

```

Query: AGATA
      | | | |
Target: AGATA
  
```

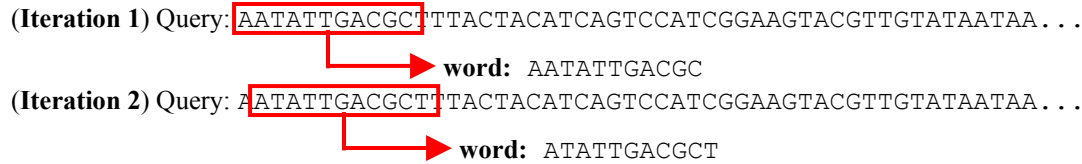
**SQ3. Would the change you proposed in answer to SQ2 produce a higher score than 5?**

**SQ4. Make two changes in the query sequence used in Table 1 to produce a higher score.**

**SQ5. What would be the effect on the original Figure 1 of changing the open-gap-penalty from 3 to 2? Based on this observation, how would you modify the claim that the Smith-Waterman algorithm finds “the best local alignment between two sequences”?**

**SQ6. How big would the scoring table have to be to accommodate a comparison of a 1000-nucleotide sequence and the 4.6 million nucleotide genome of *E. coli* K12?**

Your answer to SQ6 should highlight the problem with the Smith-Waterman algorithm. The requirement for an  $m \times n$  matrix (where  $m$  is the length of the query sequence and  $n$  is the length of the target sequence) is overwhelming for large sequences.



**Figure 3:** Extraction of words from query sequence, beginning from the beginning of the sequence and proceeding by sliding the window to the right, to the end.

#### IV. Word-based algorithms

The Smith-Waterman algorithm gives the best local match (according to the specific set of parameters used), but it does so by demanding huge chunks of computer memory and time, making the method impractical for use in comparisons of sequences with large databases.<sup>2</sup> Routine searches demands an alternative method to reduce these requirements. Two programs, Blast and FastA, take similar shortcuts to complete searches about 1000-times faster than the Smith-Waterman algorithm. The main trick comes from the realization that the majority of the scoring matrix calculated by Smith-Waterman is stray zeros and ones of no use to the ultimate best match. Blast and FastA attempt to calculate only those parts of the matrix that bear on the question of how far a good match should extend.

The algorithm used by Blast and FastA proceeds by the following steps:

1. Filter the query sequence to remove repetitive regions (FastA doesn't do this and it is optional in Blast). Filtering is explained at the end of this section.
2. Find all matches between the query sequence and the target sequence  
 In Perl-speak: `foreach word (beginning of query .. end of query)`
  - a. Extract a subsequence from the query, called a **word**, by sliding a window along the length of the query, as shown in Figure 3.
  - b. Find an *exact* match of the word in the target sequence. If no match is found, go back to Step a and get the next word from the query. If a match is found, continue to Step c.
  - c. Use a modified Smith-Waterman algorithm to extend the word match in both directions, according to a set of reward and penalties.
  - d. Calculate a score related to the probability of finding a match as good or better than the final match.
  - e. Save those matches whose scores are better than a given threshold.
  - f. Repeat Steps a through e until there are no more words remaining to try within the query.
3. Rank the matches by their scores.
4. Print out the top matches.

---

<sup>2</sup> Recently, tricks have been used to enable the Smith-Waterman algorithm to run on very fast computers to do exhaustive searches of databases, catching some hits that Blast misses, but this facility is not available to the general public.


This procedure saves an enormous amount of memory and calculation time, as shown in Figure 4. The attempt to extend a word-match proceeds only until a zero score is found in a cell. Thus the number of cells with scores that need to be calculated is bounded by 0 scores. Of course it is possible that a good match might be missed by the trick of searching first for exact matches. One can guard against this possibility by reducing the size of the word, but that increases the number of word-matches and slows down the search. At the limit case, where the word size is one nucleotide, the procedure is essentially the same as the full Smith-Waterman algorithm.

**SQ7: What word size would you use in order to detect the match shown in Figure 2?**

Blast filters queries before extracting words from them. This is to guard against the large number of spurious matches that usually result from searches using queries containing regions like:

AAAAAAAAAA...            or            CACACACACACA...

Which are found in biological DNA sequences in frequencies higher than one would find in a random sequence. Such regions are said to have low complexity. Blast accomplishes filtering by masking out low complexity regions, replacing the nucleotides with “N”, which match nothing in



**Figure 4: Cells of Smith-Waterman scoring table that need to be calculated.** Shown is just a tiny portion of an  $m \times n$  scoring table of a query  $m$  nucleotides long compared to a target  $n$  nucleotides long. The 11-nucleotide word match is highlighted in green. Scores for red cells and blue cells are calculated to determine how far the match may be extended in the forward direction and backward directions, respectively. Since 11-nucleotide exact matches are quite rare, a very small fraction of the table must be calculated.

the target sequence. Blast can also filter for common repetitive sequences in mammalian DNA. By default, many implementations of Blast filters queries, but it is possible to turn filtering off or specify special filtering.

**SQ8: I took from GenBank a random piece of noncoding human DNA and used BlastN to find similar sequences. You do the same thing:**

- a. Get to BlastN (nucleotide vs nucleotide) in the NCBI site (see Links page in course website).
- b. Put in the **Search** box the accession number AF397423.
- c. Type 2041 in the **From:** box and 5040 in the **To:** box.
- d. Submit this sequence in three ways:
  1. On the **Choose filter** line, specify **Low complexity** (default); click on **BLAST**.
  2. On the **Choose filter** line, specify **Human repeats**; click on **BLAST**.
  3. Remove all checks from the **Choose filter** line; click on **BLAST**.
- e. Compare the output: What matches were found in one search but not another? Why?  
*(More on this later!)*